




TURF & FARM SUPPLIES Inc.

Wholesale Distributors of Landscape Supplies


March 1, 2012

Turf & Farm Supplies has been supplying the landscape industry for over 28 years, and our principal goals continue to be our commitment to quality products, competitive pricing and friendly service. Many of the products you purchase from us are used to produce the turfgrass that has been supplied to various professional sports fields, as well as many local High Schools, Colleges, Universities, Municipal Fields and of course many landscapers from the tri-state area.

As we enter the 2012 season we see ourselves in much the same position as the start of last year. Many of you are aware as we entered the fall of 2011 the favorable pricing on Tall Fescue and Perennial Ryegrass disappeared. We have been working with suppliers direct from the west coast now for many years and will continue to do so to receive the best pricing possible, this also ensures the seed purchased is the freshest, cleanest and highest in germination possible.



Last fall the State of New Jersey implemented new state regulations regarding fertilizer applications that will affect you and your customers. Just a few quick notes: professionals can not apply fertilizer between Dec 1st and March 1st. (homeowners applying their own fertilizer are restricted from Nov 15th to March 1st). All professional applicators will be required to undergo training and become certified, this can be done online, a link can be found on the page referenced below. You may have noticed that Phosphorus has also been removed from fertilizer (the middle number in fertilizer). As this law went into effect last spring we have updated all products and maintenance programs to adhere to the new rules.



We encourage you to visit our website and friend us on Facebook to keep informed. The web site has lots of helpful information for you and your customers. Established professionals may be eligible to be listed on our "Preferred Installers Page" a page that is often the second or third most viewed page each month.

Helpful Web Site:

Fertilizer Rule Update: www.nj.gov/dep/healthylawnshealthywater/

Certification Training for Professionals: <http://profact.rutgers.edu>

Thank you for your
continued support.

Visit our Web Site @ www.ttfarms.com

401 Myrtle Avenue • P.O. Box 148 • Hammonton, New Jersey 08037

1-800-222-0591 • 1-609-561-7184 • Fax 609-561-0296

Email: turffarmsu@aol.com

TABLE OF CONTENTS

TERMS AND CONDITIONS OF SALE	3
TUCKAHOE TURF SOD BLENDS	4-6
SOD INSTALLATION TIPS	7
ADDED VALUE PAGE	8
GRASS SEED AVAILABLE.....	9-13
HYDRO SEEDING SUPPLIES.....	14-17
MAINTENANCE PROGRAMS	18-19
RECOMMENDED HYDROSEED MIXTURE.....	20
DEER PLOT MIX	21
FERTILIZER.....	22-24
LAWN SPECIALTY PRODUCTS	25
EARTHWAY SPREADER GUIDE.....	26
EARTHWAY SPREADER'S	27
SOLU-CAL PRODUCTS	28-29
HAND TOOLS.....	30
AREAS, WEIGHTS & MEASURES	31
GRUB LIFE CYCLE.....	32
CUSTOM MAINTENANCE PLAN.....	33
QUICK REFERENCE FACTS FOR NEW FERTILIZER LAW	34
HOLIDAY CLOSINGS.....	35
DIRECTIONS	36
MAPS	inside back cover

TERMS AND CONDITIONS OF SALE

PRICES: All prices are F.O.B. Hammonton, New Jersey and are **subject to change without notice.**

TERMS: Cash, unless credit has been established. Credit accounts are payable **NET 30 DAYS.** Interest at the rate of 1½% per month (18% annually) will be charged on overdue accounts plus cost of collection. **Any account over 60 days will be on a C.O.D. basis only.**

CHECKS: Paying by check authorizes the merchant, if your check is dishonored to electronically debit your account for the amount of the check, Plus a \$35.00 authorized processing fee.

CLAIMS: All claims must be made in writing within 48 hours of the receipt of material. In no case shall we be liable for any sum greater than the amount originally received for such stock.

DELIVERY: We strongly recommend you pick up your order. If you are unable, delivery service is available and we will gladly make arrangements following your instructions. All material travels at the risk of the purchaser.

NEW JERSEY SALES TAX: We are required to collect 7% tax on all material picked up or delivered to a point in New Jersey unless a properly executed Sales Tax Exempt Certificate is provided.

WHOLESALE SALES: To Verified Accounts Only.

NOT ALL ITEMS ARE LISTED.
PLEASE CALL FOR AVAILABILITY AND CURRENT PRICES.



TUCKAHOE TURF SOD BLEND

SEED MIX:

- 30% Bewitched Kentucky Bluegrass**
- 30% P-105 Kentucky Bluegrass**
- 20% Midnight Star Kentucky Bluegrass**
- 20% Moonlight SLT Kentucky Bluegrass**



HIGH-QUALITY NEW JERSEY Certified Bluegrass sod blend, developed through years of turf grass research and development to provide adaptability to different environmental conditions as well as disease resistance.

*

GROWN ON HAMMONTON sandy loam-type soil, which gives Tuckahoe Turf 3-D Sod Blend the capability to transplant on any type of soil.

*

OUR COMPLETELY IRRIGATED 800-acre farm, one of the largest in the state, allows production and deliveries of large quantity in the five-state area.

*

THINK OF TUCKAHOE when you think of Big Rolls. Large 250 sq. ft. rolls of mature sod to provide fast installation with minimal seams allowing the shortest time from installation to usage.

*

BECAUSE OF ITS aggressive growth pattern and ability to drain into specialized modern sand fields, Tuckahoe Turf Sod Blend is ideal for high use and highly maintained athletic fields.

4



TUCKAHOE FESCUE TURF

SEED MIX:

- 30% Faith Turf Type Tall Fescue**
- 30% Tar Heel II Turf Type Tall Fescue**
- 30% Wolfpack II Turf Type Tall Fescue**
- 10% Tuckahoe Turf Bluegrass Blend**

NOW YOU have the ability to use Tall Fescue in the form of sod — the best of both worlds, instant athletic areas with low-maintenance long-term use.

*

ONCE ESTABLISHED, Turf Type Tall Fescue requires little or no water other than Mother Nature. A distinct advantage with current water shortages and irrigation costs.

*

FERTILIZING AND LIME requirements are one-fourth to one-third that of traditional Bluegrass fields. Lower nitrogen and Ph requirements allow less maintenance.

*

TUCKAHOE FESCUE TURF has finer texture leaves and better turf quality than traditional Tall Fescue such as Kentucky 31.

*

TUCKAHOE FESCUE TURF is ideal for 40% shaded areas.

Goto www.ttfarms.com for additional information

1-800-222-0591

*All you need is the tractor . . .
leave the rest to us.*

LABOR-SAVING

BIG ROLLS



BIG ROLLS

Standard Cut Rolls of 250 sq. ft. (4' x 62.5') - 1/4" soil
on tubes are rolled out with
a 3-point-hitch-laying-device
behind tractor.

Thick-Cut Sod with as much as 1 3/4 inches of soil
for repair jobs. Thick cut sod
enables teams to use fields
in a short period of time.

Check out the video @ www.ttfarms.com



PREPARATION INCLUDES

New Lawn: Grade to slope away from home, fill in all depressions, so no water lays. Leave final grade 1" below sidewalks and curb.

Old Lawn: Strip old grass and thatch layer to bare soil or completely destroy old lawn with a rototiller. Then grade same as above for new lawn.

Apply pellet limestone at 30 to 50 lbs. per 1000 sq. ft. Apply 10-20-20 Fertilizer at 10 lbs. per 1000 sq. ft. Rake to a smooth, level, finished grade.

PLACEMENT OF SOD

Prepare area before scheduling delivery of sod. Moisten the soil with a light sprinkling if it is in a powder-dry condition. Place sod immediately after delivery - within six hours during warm weather. During cool weather, it can be kept for a day if necessary. Unroll the sod strips in place and carefully fit edges together. Avoid overlapping and gaps between strips. Stagger placement of strips to give brick-type effect. On slopes, begin at the bottom, placing the strips across the slope. Water thoroughly as soon as a sizable area is sodded - within 20 minutes after placement on hot days. The period from placement to knitting to the soil is very critical. Maintain moist condition with as frequent watering as necessary. Check on moisture condition by lifting corners of sod pieces from time to time.

WATER! WATER!

IMPORTANT...NEARLY ALL SOD FAILURES ARE DUE TO POOR WATERING PRACTICES!

Watering not only provides nourishment and cooling to the plant, but settles the sod to the soil preventing further water loss. Water within 20 minutes of installation, then once a day for the next two weeks 1/2" at a time.

TURF TIPS

New sod will need to be mowed about 7-10 days after installation. Never remove more than 1/3 of the leaf blade in a single mowing. For healthy grass and good appearance, keep your mower blades sharp. Stay off sod that is extremely wet or on a slope. Use sod sparingly until well rooted, 2-3 weeks. Avoid concentrated play, dog traffic, or rough use for 4 weeks.



Wholesale Distributors of Landscape Supplies

**VALUE ADDED BLENDED PRODUCT LIST “2012”
FERTILIZER**

	Price Each	Pallet Price Each
22-0-6 Fertilizer with Team Pro	\$31.00	\$27.90
This fertilizer with the most proven weed pre-m has zero phosphorus, and has 40% Poly-X nitrogen. This product is a perfect blend of Value and quality. 50 pounds covers 12,500 sq. ft., packaged in 50 pound bags/45 per pallet		
25-0-8 Fertilizer with Trimec weed control	\$35.00	\$31.50
A blended fertilizer with 40% nitrogen from Poly-X-PRO superior polymer, sulfur coated urea and 1.174% Trimec for selective control of broadleaf weeds in established turf. 45 pounds covers 15,500 sq. ft., packaged in 50 pound bags/45 per pallet		

VALUE ADDED GRASS SEED PRODUCT LIST “2012”

Tuff Turf Seed Mixture	\$72.23	\$68.40
A mixture of 70% Turf Type Tall Fescue, 20% Turf Type Perennial Ryegrass & 10% Improved Kentucky Bluegrass. 70% Tall Fescue gives you the durability, You will have quick germination from the perennial and the rich dark color of bluegrass makes this a great over seeding mixture. 50 pounds covers 10,000 to 12,000 sq. ft., packaged in 50 pound bags/25 per pallet.		
Turf & Farm State Mixture	\$69.00	\$62.10
50% Tall Fescue, 30% Perennial Ryegrass, 10% Creeping Red & 10% Kentucky Bluegrass is a high quality grass mix that will establish quickly, containing only Turf Type Permanent grass seed. 50 pounds covers 10,000 sq. ft., packaged in 50 pound bags/25 per pallet.		
Hydro Blend Seed Mixture	\$67.00	\$60.30
A mixture of 40% Turf Type Tall Fescue, 30% Turf Type Perennial Ryegrass & 30% Annual Ryegrass. Starts fast, last for years, and low price. 50 pounds covers 10,000 sq. ft., packaged in 50 pound bags/25 per pallet.		
Contractor #1 Mixture	\$49.00	\$44.10
A 50/50 mixture of Turf Type Tall Fescue, & Annual Ryegrass. 50 pounds covers 5,000 to 10,000 sq. ft., packaged in 50 pound bags/25 per pallet.		

TURF & FARM SUPPLIES
YOUR WHOLESALE SEED DISTRIBUTORS
(with over 200,000 pounds of seed in stock)



**SEED CUSTOM-BLENDED
 FOR YOUR CUSTOM JOBS**

50# BAGS IN STOCK	EACH
Contractor #1 Mix	\$49.00
Hydro Blend	67.00
Contractor #2 Mix	68.50
Turf Type Perennial Rye Blend	78.00
Tuff Turf Seed Mixture	72.00
Shady Mix	75.50
Sports Turf Overseeder	73.00
Overseeder's Mix	69.00
Turf & Farm State Mix	69.00
Turf Type Tall Fescue Blend	70.00
N.J. D.O.T. A-3 Mix	78.50
Athletic Mix	75.00
George's Special Mix	85.00

All prices subject to change without notice

GRASS SEED AVAILABLE

50# BAGS

RYEGRASS	EACH
Shining Star Turf Type	\$70.00
Annual Ryegrass	38.00

TALL FESCUES	
Rebel Exeda Turf Type	65.00
Durana Turf Type.....	63.00

FINE FESCUES	
Hard Fescue.....	134.55
Sheep Fescue	Call
Chewing Fescue.....	85.00
Creeping Red Fescue.....	75.00

BLUEGRASS	
Tuckahoe 3-D Sod Blend - Sod Quality	260.00
Brooklawn Kentucky Blue	115.00
Common Kentucky Bluegrass.....	85.00

Ask about pallet pricing on above seed

SPECIALS BY THE POUND	
Weeping Love	6.45lb
Blackwell Switch Grass	Call
Red Top	10.50 lb
Reeds Canary Grass	9.10 lb
Crownvetch	18.20 lb
Lindino Clover	7.95 lb

Wildflower:	
North East Mix 10lb/Acre	33.00 lb
North East Native Mix 20lb/Acre	63.00 lb
North East Mix with Sheeps Fescue.....	7.19 lb

Bentgrass:	
L-93.....	Call
Southshore	11.00 lb

All prices subject to change without notice

GRASS SEED PRICE LIST

GEORGE'S SPECIAL MIX — OUR BEST SELLER

- 60% Rebel Exeda Tall Fescue**
- 20% Shining Star Perennial Ryegrass**
- 10% Jamestown II Chewing Fescue**
- 10% Blue Bonnet Kentucky Bluegrass**

Excellent for a high-tolerance area, yet plush and dark green cover. Tested over the years for the best blend, George's Mix masters the sunny and shady lawns. Sold in 50 lb. bags, covers 10,000 square feet.

\$85.00 Each

ATHLETIC MIX

- 90% Premium Turf Type Tall Fescue**
- 10% Improved Turf Type Kentucky Bluegrass**

Excellent for all Athletic Fields, Runways, Backyards and Playgrounds. Also Traffic and Drought resistant. Sold in 50 lb. bags, covers 10,000 square feet.

\$75.00 Each

TURF TYPE TALL FESCUE BLEND

Rebel Exeda, Durana & Signia Turf Type Tall Fescue

Rebel Sentry, Justice & Signia are strong individual performers in National Turf Trials.

Each variety brings complementary strengths to the blend, giving a broad adaptability to different management and environmental regimes.

\$70.00 Each

PASTURE MIX

A mixture of Tall Fescue, Orchard Grass, Bluegrass, Clover and Timothy. Excellent for pastures, orchards and other areas requiring turf with minimum maintenance.

Covers ½Acre

\$129.00 Each

Pallet pricing available on above seed mixes

All prices subject to change without notice

CONTRACTOR'S MIXES IN 50 LB. BAGS

CONTRACTOR #1 MIX

50% Tall Fescue

50% Annual Ryegrass

\$49.00 Each

CONTRACTOR #2 MIX

40% Tall Fescue

30% Annual Ryegrass

20% Perennial Ryegrass

10% Kentucky Bluegrass

\$68.00 Each

SHADY MIX

50% Turf Type Tall Fescue

30% Creeping Red Fescue

10% Turf Type Perennial Ryegrass

10% Turf Type Chewing Fescue

\$75.50 Each

OVERSEEDER'S DELIGHT

50% Turf Type Perennial Ryegrass

50% Turf Type Tall Fescue

\$69.00 Each

HYDRO BLEND, WHOLESALE LOTS

*** Starts Fast *Lasts for Years *Low Price ***

40% Turf Type Tall Fescue Blend

30% Turf Type Perennial Ryegrass

30% Annual Ryegrass

\$67.00 Each

Pallet pricing available on above seed mixes

All prices subject to change without notice



GRASS SEED PRICE LIST

TURF & FARM STATE MIX
50% Premium Turf Type Tall Fescue
30% Turf Type Perennial Ryegrass
10% Creeping Red Fescue
10% Kentucky Bluegrass

A high-quality grass mix that will establish quickly, containing only Turf Type Permanent grass seed. Sold in 50 lb. bags, covers up to 10,000 sq. ft. An all around premium home lawn seed mix.

\$69.00 Each

TUFF TURF SEED MIXTURE
70% Premium Turf Type Tall Fescue
20% Turf Type Perennial Ryegrass
10% Improved Turf Type Kentucky Bluegrass

A high-quality grass mix that will establish quickly,. Give good wear tolerance and excelent field color

\$72.00 Each



Limited
Quantity

TUCKAHOE 3-D SOD BLEND

Used by Tuckahoe Turf to provide a darker, denser, dwarfer (3-D) Kentucky Bluegrass Sod.

Sold in 50lb. bags @ \$295.00 each

Above mixtures can be shipped for an additional charge

GIVE US A CALL FOR AVAILABILITY AND PALLET PRICING.

1-800-222-0591

All prices subject to change without notice

HYDRO SEEDING SUPPLIES

Hydro-Lok

Great Coverage
Great Color
Great Deal



Hydro-Lok™ provides the hydroseeding professional with the most desired features looked for in a hydromulch.

Hydro-Lok holds 90% of its own weight in absorbed water, providing two additional benefits. First, by absorbing and holding moisture, it provides the seed with a more continuous water supply until germination has taken place. Second, by absorbing excessive moisture during rainfall and irrigation events, it protects the seed not only from washing away, but also from drowning in too much water, ultimately enhancing germination on all types of projects. Ideal for quality turfgrass plantings such as home lawns and golf courses but economical enough for revegetation and wildflower seeding.

Hydro-Lok comes in standard 50# bags and will work well in all brands of hydraulic seeding equipment, promotes quick germination and controls erosion by forming a nurturing blanket over the applied area, holding the seed in place while providing a protective cover for both seed and soil.


32 Bags per Pallet / 1600 lbs

Additional information can be found at
<http://applegatemulch.com/hydrolok.aspx>

Pricing for 2009

	Picked up Direct from plant
\$15.75 per bag	\$15.00 per bag (448 bags min.)
	\$14.50 per bag (full truck = 860 bags)

Enviro-Blend[®] with SlikShot[™]



- Meets or exceeds all requirements for wood and paper fiber mulch
- Combination of 70% wood fiber and 30% cellulose fiber
- Provides superior erosion control and germination performance when compared to 100% paper mulch
- Enviro-Blend covers 20% more physical ground per pound than 100% paper mulch, saving you time and money

\$18.90 per 50 lb. bag

Packaging

Net weight 50 lb. bale, 40 bales per 46" x 46" skid with a UV treated pallet cover



Jet Spray[®] Pourable Fiber Mulch with FiberMax[™] Increase production and improve your results.

Jet Spray[®] pourable fiber mulch with FiberMax[™] is among the most sophisticated wood/cellulose hydraulic mulches on the market today – and you don't need a big machine to use it. From dramatically reduced loading times to greatly increased yields, Jet Spray gets the job done faster and better than ever before. Here's how:

- Unique fiber mulch flakes are specifically designed to pour into the smaller tank openings of jet-agitated hydraulic seeders
- Loading time is decreased by up to 90% versus traditional based hydraulic mulches
- Delivers 50% more FiberMax synthetic fiber than before for more uniform ground coverage and reliable erosion control
- Flocculating tackifier increases yield—so every bag goes farther providing greater loft within the matrix and outstanding erosion control performance
- Dyed a dark green color for easy metering of the applied area

\$14.95 / bag

Packaging

Net weight 40 lb. bag, 48 bales per pallet

15

PRO-TACK®

Is our acrylamide copolymer (poly acrylamide or PAM) tackifier that gives coverage, convenience and economy all in one. As a synthetic element it can persist longer in the environment than organic based tackifiers. Compare its price and coverage to the organic based tackifiers on the market. It is highly concentrated, 3 lbs. will cover one acre.

Finely ground, it hydrates quickly and goes into solution without lumps or clumps. Well suited to lawns or reclamation work or anywhere extra washout protection is needed. This is the same high grade tackifier we add to Applegate Premium w/Tack.

Uses for PRO-TACK®:

Hydroseeding tackifier - add to slurry at a rate of 3 lbs./ acre, or more if on sloping ground.

Straw tackifier - add to hydro mulching slurry at 3 to 6 lbs. /acre in conjunction with 500 lbs. of hydroseeding mulch and 1,000 gallons of water. In high wind areas the straw mulch should be crimped before applying the straw tacking agent.

Dust Control agent - add to spray tank or hydroseeding tank according to specifications or site condition.

1-3: \$64.45

Case \$232.00

SLIK COLOR

The only marker dye with the added plus of a slickifier to improve shooting distance of the slurry. Enhances mulch color, super high concentrate and can be used as a marker when applying seed and fertilizer. 3 pounds per acre. Packaged 11 pounds per jug. 2 jugs per case.

\$60.25 per jug

\$108.45 per case

JUMP START 5

Hydro Growth Supplement
Apply 4, 10 lb bags per acre

\$34.27 per 10 lb bag

NEW



NeutraLime™ Dry

Super high concentrate of the purest form of limestone. Dry formula extends effectiveness from 12 to 18 weeks. Increasing the pH to 6.0+ dramatically improves the nutrient uptake efficiency of the plant. Independent lab analysis showed NeutraLime™ raised the pH by 1.0 point within 10 days of soil treatment.

Nothing balances soil pH faster—within 6-10 days after application—with the added plus of longer control—up to 18 weeks.



- 40 lbs. contains 50% more CaCO₃ than the highest concentrated 2.5 gal. jug of Liquid Lime
- Promotes germination and enhances plant establishment
- Improves nutrient uptake longer
- Store in a dry place and there's no limit to shelf life

Packaging: 4 – 10 lb bags per case/48 cases per pallet

\$12.00 per 10 lb. bag or \$46.00 per case

CONWED FUTERRA EROSION MATTING

82" x 135'922 sq. ft.....\$77.38

Production Application and specs. can be found @
www.turface.com/futerra/index.html

FABRIC PINS/SOD STAPLES

Bag of 100: \$7.00

Box of 1000: \$53.50

(Need about 150 staples per roll of Futerra Matting)

MAINTENANC


HOMEOOWNER LAWN MAINTTENANCE

# BAGS	APPLICATION	3/15	4/15	5/15	6/15	7/15	8/15	9/15	10/15	COST
5	Lime	250#								\$27.00
1	Pre-Emerg + Fertilizer 16-0-8 + TEAM PRO		32#							\$30.00
1	Weed & Feed Control 19-0-7+ Team Demension			40#						\$48.00
1	24-0-6 Green Smart				25#		25#			\$30.00
2	16-0-9 Fertilizer	40#							40#	\$50.00
	Water	1"wk	2" wk	2" wk	2"wk	2" wk	2" wk	2" wk	1" wk	

COST PER 1000 SQ. FT. \$18.50

TOTAL COST 10M - \$185.00

NOTE: RATES ARE POUNDS PER 10,000 SQUARE FEET



PROGRAM PROVIDES

- Maintaining Minimum Ph
- 3 Spring Feedings
- Pre-Emerg Crabgrass Control
- Broadleaf Weed Control
- Two Heavy Fall Feedings
- 2 Summer Feedings

MAXIMUM PROFESSIONAL MAINTENANCE

# BAGS	APPLICATION	3/15	4/15	5/15	6/15	7/15	8/15	9/15	10/15	COST
8	Lime	400#								\$43.20
3	Fertilizer – 16-0-9	40#		40#			40#		40#	\$100.00
1	Pre-Emerg Herb TEAM 2G		20#		20#					\$24.50
2	Herbicide – TRIMEC		20#		20#					\$17.00
1*	Insecticide – SEVEN 7G		25#							\$43.00
3	Fungicide – BAYLETON				15#	15#	15#			\$165.51
	Water	1"wk	2" wk	2" wk	2"wk	2" wk	2" wk	2" wk	1" wk	
COST PER 1000 SQ. FT. \$39.32										TOTAL COST 10M – \$393.21

NOTE: RATES ARE POUNDS PER 10,000 SQUARE FEET (1/4 ACRE)

PROGRAM ADVANTAGES

- Maintaining Max Ph • Two Balanced Spring and Fall Feedings
- Two Applications of Pre-Emerg for Year-Long Control of Crabgrass
- Two Applications of Herbicide for Year-Long Control of Noxious Weeds
- One Application of Insecticide for Year-Long Control of Grubs, etc. . . .
- Three Applications of Fungicide to Prevent the Start of Fungus

E PROGRAMS



TURF & FARM SUPPLIES Inc. <small>Wholesale Distributors of Landscape Supplies</small>		RECOMMENDED SUPPLIES FOR HYDROSEED MIXTURES					TURF & FARM SUPPLIES Inc. <small>Wholesale Distributors of Landscape Supplies</small>	
Tank Gals. Size	Est. Sq. Ft. Coverage	50 lbs. Fiber Mulch	Jump Start 5	Neutralime Dry	Cont. #2 Big Seed 50 lb. Bag	Estimated Material Cost Using Contractor #2 Mix		
500	6000	5 jet spray	1/2 bag	1 bag	1	\$175.00		
1000	12000	6 Hydro Lok	1 bag	1 1/2 bags	1.5	\$250.00		
1500	18000	9 Hydro Lok	1 1/2 bag	2 bags	2	\$350.00		



FOR BEST RESULTS:

- Seed between March 15 and May 15, August 15 and October 15.
- During hot weather, plant seed 1/2" deep, then spray.
- Add extra mulch and annual rye out of season.



WE PROVED IT WORKS!



Also available in 5 and 10 lb. sacks

ADVANTAGES

- Within the first year, deer will be feeding
- Long-term lindino clover feed
- Made simple to apply
- 50 pounds covers half an acre

FOR BEST RESULTS

Lime, Fertilize and Seed two (2) bushels per acre of soy beans in May or June. Seed Deer Plot Mix over beans in August through September.

MATERIAL LIST FOR NEW GROUND

1 Ton Limestone
500 lb. 10-20-20
1 Bag Deer Plot Mix

EQUIPMENT LIST

Roto Tiller
Broadcast Spreader

METHOD

Root and level ground as good as you want. Spread lime, then fertilize. Roto-till to depth of four inches. Spread seed evenly, incorporating seed into top one inch of soil. Water if possible or *DO A RAIN DANCE*.



Covers 12,500 sq. ft.


16-0-8 + Team Pro A premium zero phosphorous fertilizer herbicide combination product. Provides preemergent control of crabgrass and other annual grassy weeds in established turf. MESA nitrogen combines Meth-Ex® 40 methylene urea with Ammonium sulfate resulting in quick response, excellent color, long lasting, consistent results without a flush of growth or excessive clippings. Zero Phosphorus formula is ideal for most soils where phosphorus is not needed during preemergent application. Team Pro® is the most consistent, proven product for effective preemergent control of crabgrass and other grassy weeds in established turf. Team Pro doesn't stain like other products.

BY THE PALLET

Each
\$30.00

48 Bags
\$27.00 each

19-0-7 + Confront Confront® provides excellent systemic control of broadleaf weeds. When applied to dry turf Fertilizer with Confront achieves results equivalent to spray applications on many common broadleaf weeds. Confront is a non-phenoxy formulation. It provides excellent control of weeds such as clover which often escape "three way" herbicides. Low odor and subtle weed control symptoms make applications inconspicuous. Each homogeneous granule contains an identical ratio of nutrients and Confront. Uniform distribution of control product and nutrients eliminates skips, provides superior fertilizer response, and superior results. Each homogeneous granule has the same density providing a uniform spread pattern. Controlled release nitrogen form methylene ureas provides extended feeding without excessive leaf growth. Lower volatility and reduced leaching of nitrogen allow plants to use more of the applied nutrients providing a greater value.

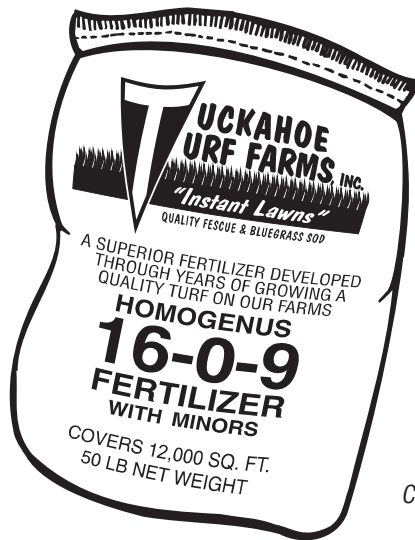


Covers 12,500 sq. ft.

BY THE PALLET

Each
\$36.00

60 Bags
\$32.40 each



Tuckahoe Turf Farm's Own
16-0-9 HOMOGENEOUS FERTILIZER

has proven itself to be an excellent fertilizer. With thousands of bags sold to maintenance firms, golf courses, schools, parks and sod farms,

Covers 12,000 sq. ft.

Each
\$25.00

BY THE PALLET

48 Bags
\$22.50 each



10-6-4 keeps turf green in hot dry weather. This general purpose fertilizer extends even feeding throughout the summer months.

Covers 5,000 sq. ft.

Each
\$24.50

BY THE PALLET

48 Bags
\$22.05 each

PROFESSIONAL FERTILIZER

LIMESTONE

	(Price per Bag) Each	(By the pallet) Each Bag	Coverage X 1000 sq ft	Bags per Pallet
Pelletized Limestone – 50Lbs	\$5.40.....	\$4.86	1-2	56
Pulverized Limestone – 50 lbs	\$4.90.....	\$4.415	64
Super Mag Lime	\$19.00.....	Ask.....	4-8	40
Solu-Cal with Fert. 6-12-6	\$28.00.....	Ask.....		40
Solu-Cal-S 4x the power of Gypsum	\$25.50.....	Ask.....		40
Marking Limestone	\$5.65.....	Ask.....		56

SPECIALTY FERTILIZERS

16-0-8 + Team Pro	\$30.00.....	\$27.00	12.5	48
22-0-6 + Team Blended	\$31.00.....	\$27.90	12.5	45
12-24-11 + Tupersan	\$65.00.....	\$58.50		40
19-0-7 + Confront	\$36.00.....	\$32.40	12.5	60
25-0-8 40% SCU + Trimec	\$35.00.....	\$31.50	15.5	45
19-0-7 + Team & Confront 3	\$48.00.....	\$43.70	14.0	48
16-0-9 Fertilizer.	\$25.00.....	\$22.50	10	48
10-6-4 Fertilizer 58%CRN	\$24.50.....	\$22.05	5-10	48
25-0-12 MESA+EXPO 67%CRN	\$40.00.....	\$36.00	12	48
6-1-11 Organic Based 7% Iron	\$35.00.....	\$31.50		48

AG GRADE FERTILIZER IN 50 LB. BAGS

10-10-10 with minors	\$17.50.....	\$15.75	5	40
10-20-10	\$22.00.....	\$19.80	5	40
10-20-20	\$26.50.....	\$23.85	5	40

*All pricing subject to change without notice.
Please call to check pricing and availability.*

LAWN SPECIALTY PRODUCTS

GRANULAR HERBICIDES

		Each
Tupersan 4.7% — 20 lbs.	10M	\$56.50
Excellent crabgrass preventer when seeding in spring and fall (granular)		
Trimec Weed Killer	10M	17.00
An excellent dandelion and lawn weed killer.		
Lock Up 0-0-7	12.4M	30.00
Broadleaf lawn weed killer.		
Team 2G Preventer	20M	24.50
An excellent weed preventer; lasts up to 3 months.		
Treflan 5G — 40lbs (covers up to 4 months)		36.00
Grass control for flower beds , nursersies and gardens.		

LIQUID HERBICIDES

Quick Pro Dry Round Up (Makes 73 Gallons)		\$118.00
Quick Pro Dry Pack Round Up (5 Pack)		16.00
Manage Nut Grass Control (1 Acre)		153.00
Manage Nut Grass Control (1000 sq. ft.)		14.95

LAWN INSECTICIDES

		Each
Pro Grub Stopper with Dylox 6.2%	15M	\$57.05
Merit (granular)	22M	77.50
Longest lasting grub control on the market		
Sevin 7G		43.00

LAWN FUNGICIDES

Preventer/Control

Summer Patch, Dollar Spot, Brown Patch, etc....

		Each
Bayleton 1% Disease Stopper	10M	\$55.17
Multi-purpose turf fungicide. Excellent for bluegrass lawns		

EARTHWAY SPREADER GUIDE

These settings are approximate and intended as a guide only for EarthWay Spreaders. *Always follow directions on package.*

Product	Size	Coverage	Setting #
16-0-9 Sod Fertilizer	50 lb.	12,500.....	16
16-0-8+ TEAM PRO	50 lb.	12,500.....	16
19-0-7 +Confront	40 lb.	12,500.....	15
22-0-6 + TEAM BLENDED	50 lb.....	12,500.....	16
25-0-8 + Trimec	50 lb.	15,500.....	16
19-3-9 +TEAM PRO / Confront	50 lb.	14,000.....	15
10-6-4 50% Organic	50 lb.	5,000.....	18
Lime — pelletized	40 lb.	1,000.....	30
Solu-Lime	50 lb.	10,000.....	14
Tupersan 4.7%	20 lb.	10,000.....	13.5
TEAM 2G	40 lb.	20,000.....	13
TRIMEC	20 lb.	10,000.....	10
Sevin 5G	30 lb.	12,000.....	14
Dylox 6.2%	30 lb.	10,000.....	10
Eagle 1%	15 lb.	5,000.....	15
.....		10,000.....	12
Merit 5G	30 lb.	22,000.....	11
10-20-20 AG Grade	50 lb.	5,000.....	18
10-20-10 AG Grade	50 lb.	5,000.....	18
10-10-10 AG Grade	50 lb.	5,000.....	18

EARTHWAY SPREADERS

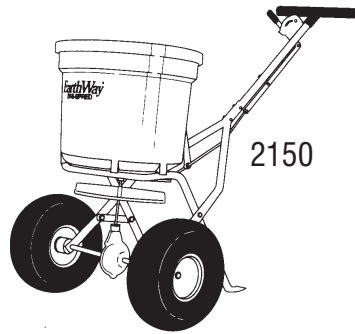


C24R
C24SS



C22

**2-Year
Gear
Warranty**



2150

EarthWay Price List

Model #	Your Price
C2050 Economy with Push Air Tires	\$131.99
2150 Res. Push with Air Tires	\$195.00
C22 50 lb. Hopper Push with Air Tires	\$295.00
C22HDS 50 lb. Stainless Steel Frame	\$570.59
C24R 100 lb. Hopper Push with Air Tires	\$453.99
C24SS 100 lb, Stainless Steel Special Order	\$625.60



Pure, ultra fine ground pelletized calcium carbonate (38%) is impregnated with PHCA, our proprietary organic Acid. PHCA enhances the plant's ability to convert both the applied and stored calcium into an immediately available form for plant uptake and soil pH adjustment.

- University tests show that 500 tbs of SOLO-CAL gives equal or better results than 2000 lbs. of traditional pelletized limestone.
- Saves time, labor and space, 75% fewer bags to handle and spread.
- Increases seedling vigor and stand density.
- 80% less dust than traditional liming products.

SOLO-CAL Application Rates

Corrective Applications: Apply 12 lbs. per/1000 sq. ft. or 500 lbs. per acre.

Maintenance Applications: Apply 6 lbs. per/1000 sq. ft. or 220 lbs. per acre.



Pure, ultra fine ground pelletized calcium sulfate is impregnated with PHCA, our proprietary organic Acid. PHCA enhances the plant's ability to convert both the applied and stored calcium into an immediately available form for plant uptake and salt abatement without affecting soil pH.

- It will increase aeration of soil, creating pore space.
- Displaces sodium ions from the soil colloid to leach out excessive amounts of salt from the soil.
- SOLO-CAL S with PHCA addresses both the calcium and sulfur needs of the plant.
- Ideal source of Calcium when pH correction is not needed.
- Four times more efficient than gypsum at providing available Ca. and S.
- 80% less dust than traditional gypsum products.

SOLO-CAL S Application Rates

Corrective Applications: To correct high sodium or magnesium levels, or to loosen clay soils, apply 12 lbs. per/1000 sq. ft. or 500 lbs. per acre once or twice a year.

SOLU-CAL

STARTER FERTILIZER

6-12-6 with 11% Ca

50 lb. bag covers 10,000 sq. ft.

- **Less costly and more efficient than other starters.**
- **Fortified with SOLU-CAL containing PHCA to ensure seedling development and increase turf vigor, reducing weed pressure. PHCA fortified starter enables SOLU-CAL 6-12-6 w/17% Ca. to perform like 12-24-12 at a significantly lower cost.**
- **17% Calcium strengthens plant and enhances seedling vigor.**
- **The PHCA helps the plant take in more of the nutrients from the soil.**

Why Calcium?

The Forgotten Nutrient

Calcium In the Soil

- Primary nutrient in maintaining proper soil pH
- Improves soft texture reduces soil compaction
- Creates better environment for the proliferation of beneficial bacteria
- Possible links to weed suppression
- Calcium in the Plant:
- Vital constituent of cell walls within the plant
- Strong cell walls significantly reduce disease and insect pressures and outbreaks
- Enhances cell tissue strength far greater resistance to heat and traffic stress
- Used More by weight and volume than any other nutrient

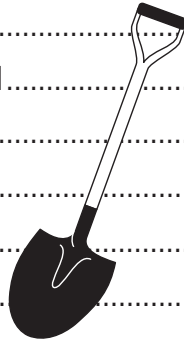
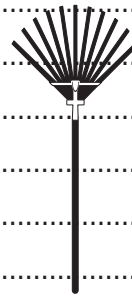
Why sulfur

- Sulfur is needed by plants in relatively large amounts
- Aids in the formulation of chlorophyll
- Aids in the fixation of nitrogen by micro organisms
- Sulfur is vital in plant metabolism

Hand Tools

WOLVERINE LANDSCAPE RAKE

30" Aluminum Landscape Rake	\$40.00
18" Steel Head Landscape Rake	45.75
16 Tine Wood Handle Garden Rake	29.50
Square Point Long Handle Shovel	31.36
Square Point D-Handle Shovel	28.95
Round Point Long Handle Shovel	31.36
Round Point D-Handle Shovel	31.50
Nursery Spade	39.95
4 prong Cultivator	29.95
Sod Hatchet	13.95
Walking Wheel	82.95
Leather Palm Gloves	3.99



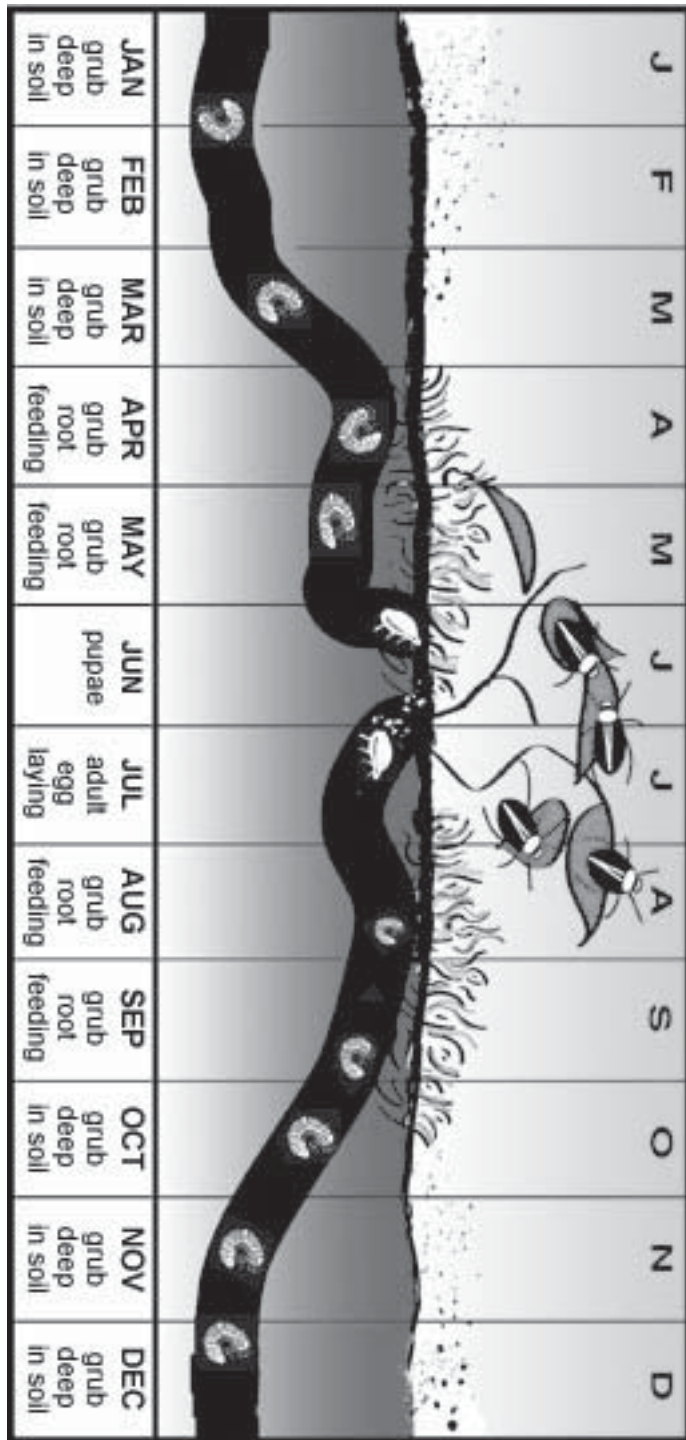
CLEAN FARM TOP SOIL Scoop: \$18.00
1 CU. YD. SPREAD AT 2" WILL COVER 150 SQ. FT.
(each scoop is approximately 1 cu. yd.)

SQUARE FOOTAGE OF PLAYING AREA

Baseball Infield.....	8,100
Field Hockey	54,000
Football W/End Zones.....	57,600
Volleyball	1800
Lacrosse "Women's"	75,600
Lawn Tennis.....	2,808
Soccer (field only).....	52,000
Softball Infield	4,225

These square footage numbers are estimated and intended
as a guide only.

CONVERSION FACTORS			
WEIGHTS AND MEASURES			
Acres	×	43,560	= Square Feet
		4,840	= Square Yards
Miles	×	5,280	= Feet
		1,760	= Yards
Yard	×	3	= Feet
	×	36	= Inches
Square Yards	×	9	= Feet
	×	1,296	= Inches
Cubic Yards	×	27	= Cubic Feet
	×	46,656	= Cubic Inches
Gallons	×	128	= Ounces
	×	8	= Pints
	×	4	= Quarts
Ounces	×	2	= Tablespoons
	×	6	= Tablespoons
	×	0.125	= Gallons
Pints	×	15	= Ounces
	×	0.5	= Quarts
	×	2	= Ounces
Tablespoons	×	3	= Teaspoons
	×	4	= ¼ Cup



Quick Reference Facts for New Fertilizer Law

This law:

- establishes statewide fertilizer standards, pre-empting the multitude of local municipal ordinances.
- requires professional fertilizer applicators to undergo training and become certified, this is in addition to a pesticide certification.
- limits the time that fertilizer can be used: fertilizer may not be applied during the “blackout dates” of November 15th - March 1st for consumers, and December 1st - March 1st for professionals.
- prohibits fertilizer application during or just before heavy rainfall, onto an impervious surface, or onto frozen ground
- restricts the amount of nitrogen used per application as well as the total for the year:
 - A. Professionals: can apply no more than 0.7 pounds of water-soluble-nitrogen per 1000 sq.ft. per application, and the total nitrogen applied cannot exceed 1 pound of nitrogen per 1,000 sq.ft. per application. The annual total for all applications should not exceed 4.25 pounds nitrogen per 1,000 sq.ft.
 - B. Consumers: fertilizer products, when applied according to label directions, will apply no more than 0.7 pound water-soluble-nitrogen per 1,000 sq.ft per application and the total nitrogen applied cannot exceed 0.9 pound of nitrogen per 1,000 sq.ft. per application. The annual total for all applications should not exceed 3.2 pounds of nitrogen per 1,000 sq.ft.
- restricts fertilizer content
 - A. fertilizer sold as consumer/retail products must have at least 20% of its nitrogen content in slow-release form
 - B. fertilizer that contain phosphorous can not be applied to turf except when:
 1. a soil test, no more than three years old, indicates the need for phosphorus;
 2. establishing turf and vegetation for the first time
 3. repairing or re-establishing turf
 4. applying liquid or granular fertilizer under the soil surface, directly to roots; or
 5. the fertilizer consists of manipulated animal or vegetable manure (organic sources). In this case, phosphorus can be included if no more than 0.25 pounds of phosphorus per 1,000 sq.ft. is applied, when used according to instructions on the container.
- stipulates that fertilizer bag label language follows AAPCO standard for turf fertilizer label to avoid the issue of a NJ only turf fertilizer label.
- establishes buffers. Fertilizer containing nitrogen or phosphorus can not be applied to turf within 25 feet of any waterbody, except where a drop spreader, rotary spreader with a deflector, or targeted spray liquid is used, then the buffer may be reduced to 10 feet. A professional applicator may apply one “rescue treatment” annually to turf in a buffer as per rules above.
- sets fines for noncompliance: \$500 fine for the 1st offense and up to \$1,000 for the 2nd and each subsequent offense for professional applicators.
- exempts commercial farms and golf courses, except that no person, other than a certified professional fertilizer applicator or a person trained and supervised by the certified fertilizer applicator, may apply fertilizer to a golf course.



QUOTES



Quoted by: _____

HOLIDAY CLOSINGS FOR 2012

Memorial DayMonday, May 28th

Independence Day.....Wednesday, July 4th

Labor DayMonday, September 3rd

Thanksgiving.....Thursday, November 22nd
Friday, November 23rd

December 2012, January and February 2013,
Please call or check our web site for current hours.



DIRECTIONS

FROM ATLANTIC CITY AREA:

Head west on Rt. 30, you will come into the town of Hammonton and make a right onto US Rt. 206. Heading north on Rt. 206 for two miles, you will see the Red Barn Farm Market on the left. Just after the market, make a left onto Myrtle Street. The farm and office will be 1½ miles back.

FROM WALT WHITMAN BRIDGE:

Heading east on the Atlantic City Expressway (Rt. 42) take the Hammonton (Rt. 54) exit. After the toll plaza you will be making a left onto Rt. 54 North. You will follow Rt. 54 north for six to seven miles thru the town of Hammonton. Rt. 54 will then turn into Rt. 206 North. Heading north on Rt. 206 for 2 miles you will see the Red Barn Farm Market on the left hand side. After the farm market, make a left and follow Myrtle Street back for 1½ miles.

FROM NORTH JERSEY AND NEW YORK:



Heading south on the New Jersey Turnpike, take exit 7 and head south on Rt. 206. Heading south on Rt. 206 you will travel 20 to 30 minutes to mile marker #2. Just after marker #2, make a right on to Myrtle Street. Myrtle is a gravel road, follow back about 1½ miles.



If you have any problems, feel free to call us at 1-877-Turf Farm.

Allen Carter..... acarter@tffarms.com
 David Betts tfdave@aol.com
 James Betts..... tfjames@aol.com
 Philip Betts tfphil@aol.com
 Shelli Jackson tfshelli@aol.com
 Chris Lund clund@tffarms.com

